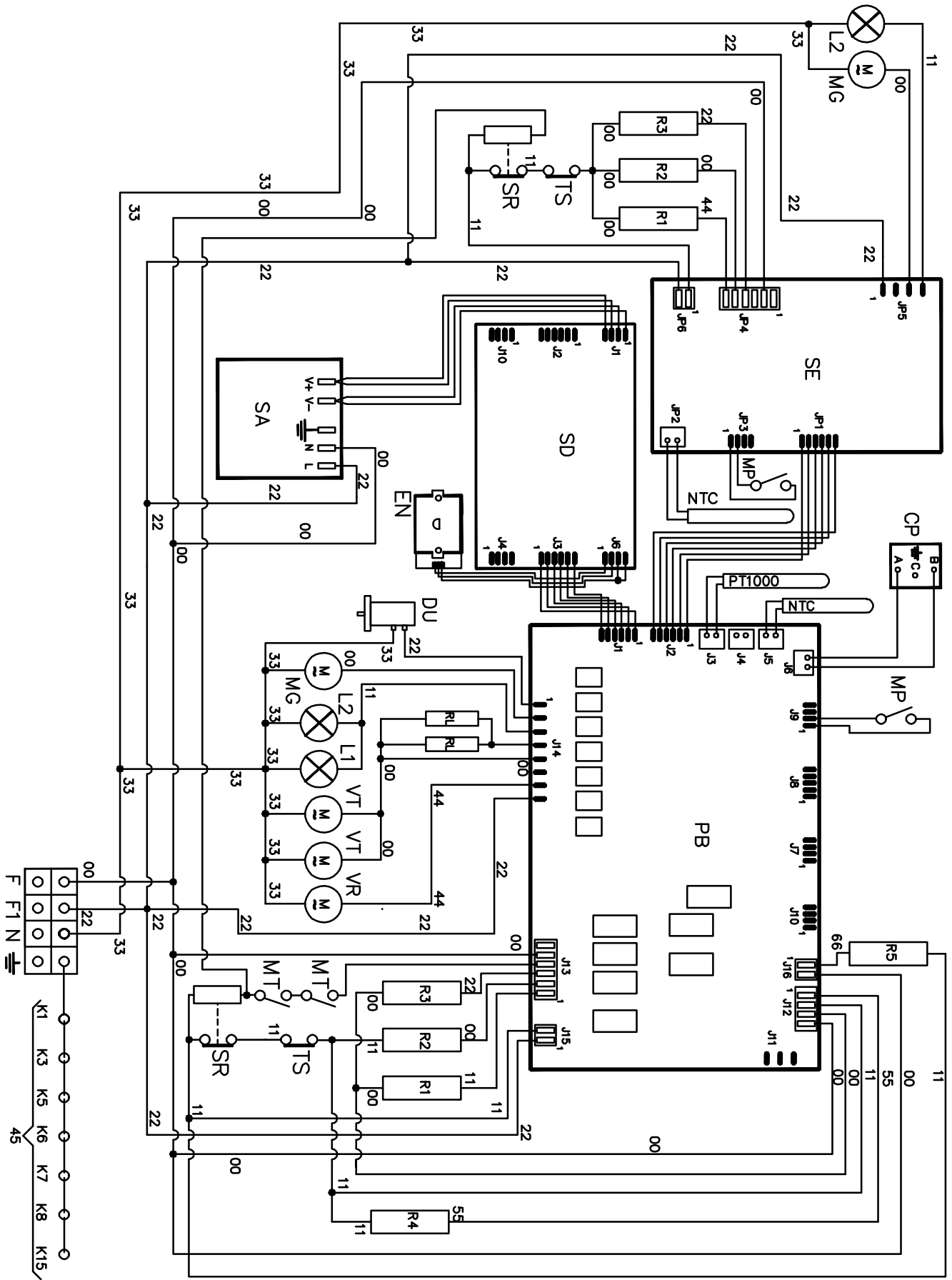


ELECTRICAL SKETCHES

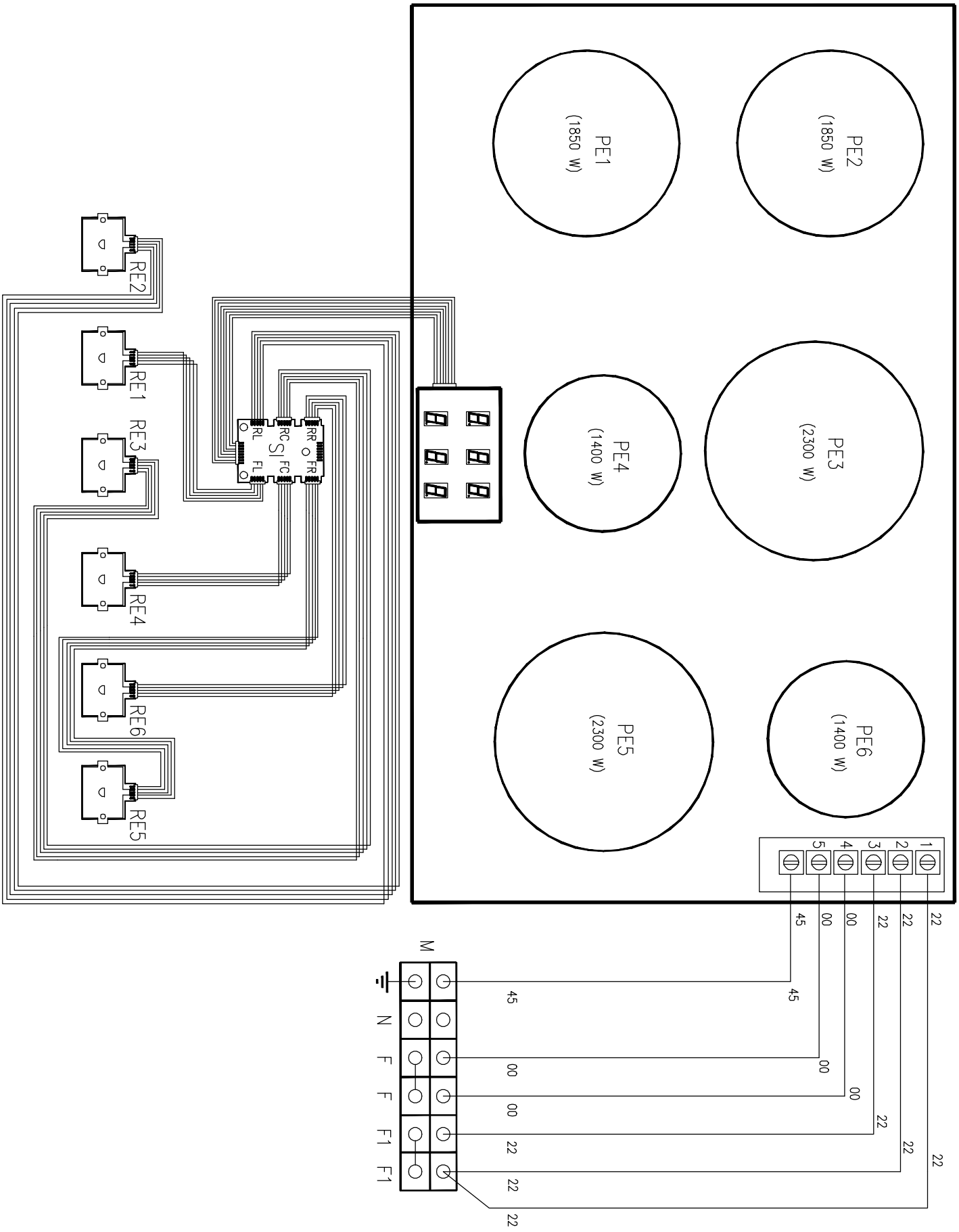
- KEYS

NTC	Temperature probe	K1	Earth wire for terminal board
PT100	Temperature probe	K2	Earth wire lower resistance
SR	Safety relay	K3	Earth wire for oven fan
MT	Cooling fan microswitch	K4	Earth wire circular resistance
EN	Encoder	K5	Earth wire upper resistance
DU	Max motor	K6	Earth wire oven lamp 1
MP	Door microswitch	K7	Earth wire oven lamp 2
MG	Spit motor	K8	Earth wire spit motor
CP	Meat probe connector	K15	Earth wire appliance chassis
PB	Power board	R1	Upper heating element
SE	Auxiliary power board	R2	Lower heating element
SD	Display board	R3	Grill heating element
SA	Power supply board	R4	Circular heating element
VT	Cooling fan	N	Neutral
TS	Safety thermostat	F	Phase
L1	Oven lamp	F1	Phase 1
L2	Oven lamp	SP	Ignition electrode
VR	Oven fan	MA	Ignition microswitch
M	Terminal board	RE	Electric Encoder
00	Black	PE	Inductor
11	Brown	SI	Interface board
22	Red	AA	Ignition transformer
33	White	RL	Limiting resistor
44	Yellow	RS	Warmerdraver heating element
45	Yellow - green		
55	Grey		
66	Blue		

UMDI10 S3

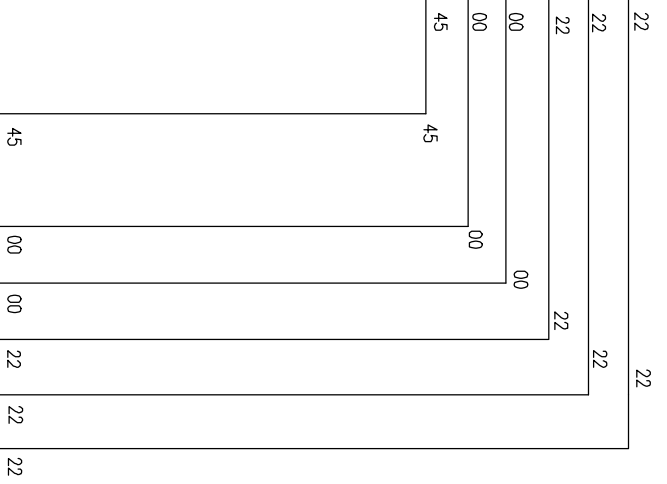


6 ZONES INDUCTION TOP



1	⊖
2	⊖
3	⊖
4	⊖
5	⊖

M	⊖	⊖	⊖	⊖	⊖	⊖
N	⊖	⊖	⊖	⊖	⊖	⊖
F	⊖	⊖	⊖	⊖	⊖	⊖
F	⊖	⊖	⊖	⊖	⊖	⊖
F1	⊖	⊖	⊖	⊖	⊖	⊖
F1	⊖	⊖	⊖	⊖	⊖	⊖



45 45 00 00 22 22