

# 36" GAS RANGE



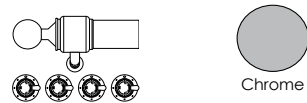
The Professional Plus series is directly inspired by the kitchens of the world's greatest chefs, borrowing materials used in their set-ups. Uncompromised in its design, it's built for the most demanding and skilled chef.

Fuel Type.....**Gas**  
 Gas Type.....**Liquid Propane or Natural Gas**

### OVEN COLORS



### TRIM\*

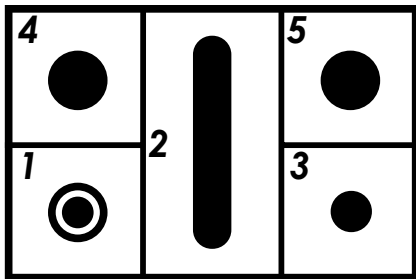


\*Trim colors are available for every oven color.

## FEATURES

### Cooktop

Cooktop Surface.....	Deep Recessed
Number of Burners/Elements.....	5
Gas Heat Configuration.....	Sealed Burners
Burner/ Element Fuel.....	Gas
Grate Type.....	Cast-Iron
Cooktop Control Type.....	Knobs
Cooktop Control Location.....	Front
Burner Output No. 1.....	15,500 BTU / Dual Burner
Burner Output No. 2.....	10,500 BTU/ Fish Burner
Burner Output No. 3.....	7,000 BTU / Small Burner
Burner Output No. 4.....	10,500 BTU / Large Burner
Burner Output No. 5.....	10,500 BTU / Large Burner



### Oven

Oven Fuel.....	Gas
Oven Door Type.....	Removable Triple Layer Glass Door
Oven Type.....	Convection
Oven Cleaning Type.....	Self-Clean Mode*
Oven Control Type.....	Knobs
Oven Control Place.....	Front
Interior Oven Light(s).....	2
Interior Oven Light Type.....	LED
Number of Rack Holders.....	5
Soft Close Door.....	No
Display Type.....	LED
Broiler Type.....	Gas
Child Safety Lock.....	No
Timer.....	Yes
Built-in Thermostat.....	Yes

\*Protective Panel is required (sold separately)

## INCLUDED

Range Hood.....	No	Oven Racks.....	2
Power Cord.....	Yes	Oven Trays.....	1
Grate.....	Yes	Rofisserie.....	1
Griddle.....	Yes	Gas Regulator.....	1
Legs.....	4	Manual.....	Yes
Backsplash.....	1		
Conversion Kit.....	Yes		

## POWER

Voltage.....	120 v
Amperage.....	15 amps
Hertz.....	60 (Hz)Power
Cord Length.....	66 7/16" / 169 cm
Power Cord Type.....	Plug in

## RECOMMENDED ACCESSORIES

Toe Kick .....	APZ76140*
Wok Ring.....	A09234
Steam Cooker Basins.....	G00202

## MISCELLANEOUS

Warranty Length.....	2 years
Warranty Type.....	Limited
Actual Weight.....	209 lbs / 95 kg
Product Material.....	Stainless Steel

Available in all colors.

# DIMENSIONS

## RANGE

Range Width.....	<b>35 7/16" / 90 cm</b>
Range Height without legs.....	<b>27 15/16" / 71 cm</b>
Range Min. Height with legs.....	<b>34 1/16" / 86.5 cm</b>
Range Max Height with legs.....	<b>38" / 96.5 cm</b>
Range Depth.....	<b>21 10/16" / 55 cm</b>
Backsplash Width.....	<b>35 7/16" / 90 cm</b>
Backsplash Height.....	<b>5 9/16" / 15 cm</b>
Backsplash Depth.....	<b>1 1/16" / 1.7 cm</b>
Backsplash Lip.....	<b>1 1/16" / 1.7 cm</b>
Top Handle Length.....	<b>34 10/16" / 88 cm</b>
Oven Handle Length.....	<b>28 15/16" / 73.5 cm</b>
Top Handle Depth over Range.....	<b>2 9/16" / 6 cm</b>
Oven Handle Depth over Range.....	<b>2 9/16" / 6 cm</b>
Power from bottom.....	<b>9 1/16" / 23 cm</b>
Power from left side.....	<b>5 3/16" / 13 cm</b>
Gas connector from bottom.....	<b>3 3/16" / 9 cm</b>
Gas connector from right side.....	<b>7 1/16" / 18 cm</b>

## COOKTOP

Cooktop Width.....	<b>35 7/16" / 90 cm</b>
Cooktop Depth.....	<b>23 10/16" / 60 cm</b>
Cooktop Height.....	<b>1 9/16" / 4 cm</b>
Cooktop Front Lip Depth over Range.....	<b>9/16" / 1.5 cm</b>
Cooktop Front Lip Depth over Range.....	<b>1 9/16" / 3.5 cm</b>

## OVEN

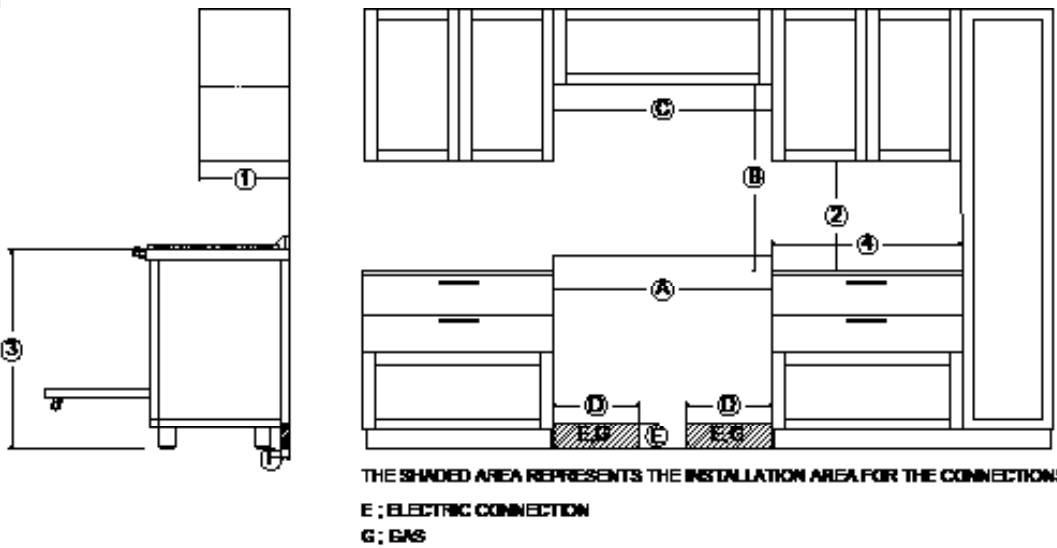
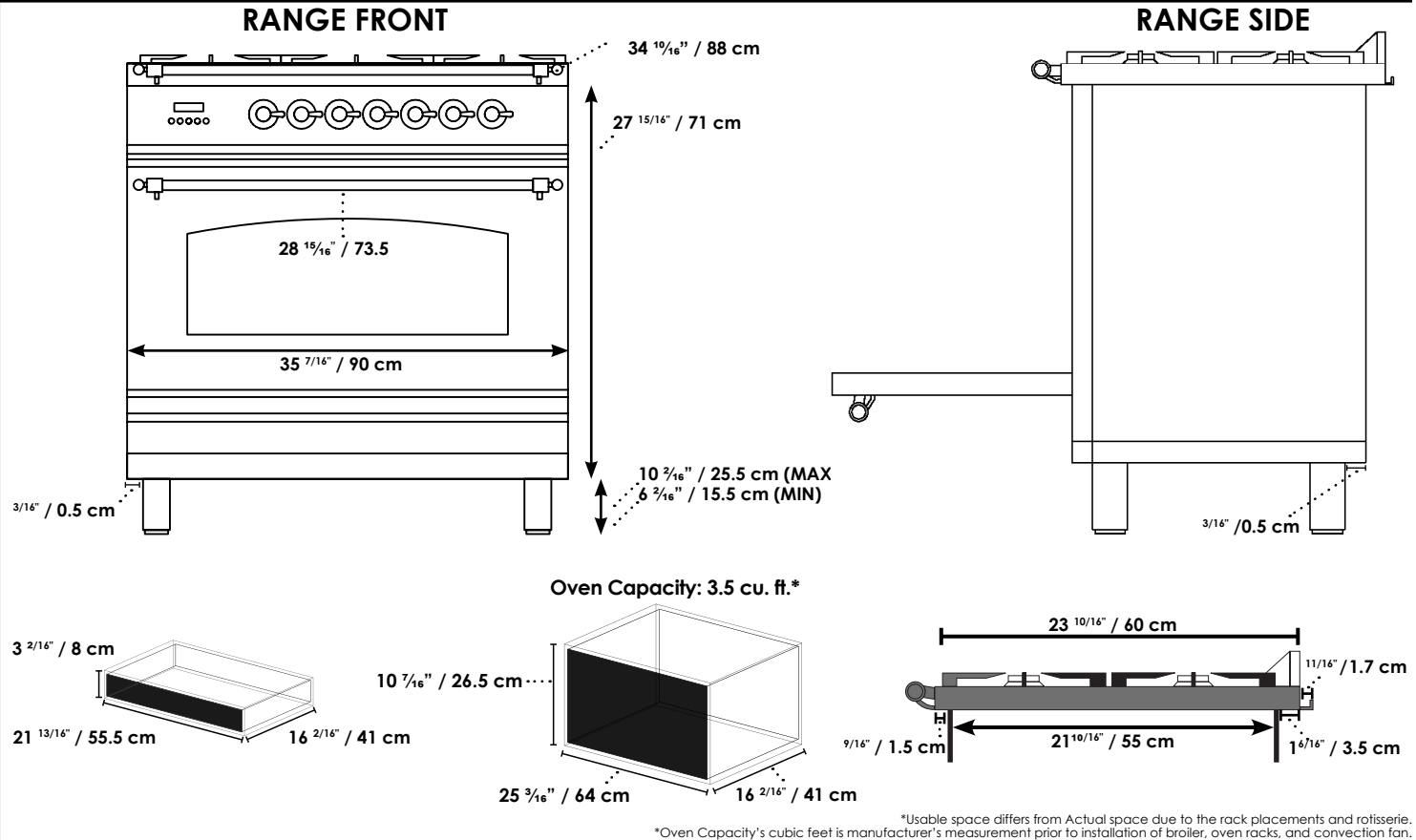
Oven Capacity.....	<b>3.5 cu. ft.</b>
Oven Depth with Door Open 90°.....	<b>15 9/16" / 39 cm</b>
Oven Interior Width (Actual).....	<b>25 3/16" / 64 cm</b>
Oven Interior Height (Actual).....	<b>10 7/16" / 26.5 cm</b>
Oven Interior Depth (Actual).....	<b>16 2/16" / 41 cm</b>
Oven Interior Width (Usable).....	<b>23 7/16" / 59.5 cm</b>
Oven Interior Height (Usable).....	<b>10 7/16" / 26.5 cm</b>
Oven Interior Depth (Usable).....	<b>16 3/16" / 41 cm</b>
Height between Rack Plates.....	<b>1 9/16" / 4 cm</b>
Height between lowest and highest rack.....	<b>7 1/16" / 20 cm</b>

## STORAGE

Type.....	<b>Storage</b>
Width.....	<b>25 13/16" / 65.5 cm</b>
Height.....	<b>3 3/16" / 8 cm</b>
Depth.....	<b>16 3/16" / 41 cm</b>

## LEGS

Range Leg Type.....	<b>Cylinder</b>
Range Leg Number.....	<b>4</b>
Adjustable Range Legs.....	<b>Yes</b>
Levelable Range Legs.....	<b>Yes</b>
Range Leg Min. Height.....	<b>6 3/16" / 15.5 cm</b>
Range Leg Max. Height.....	<b>10 1/16" / 25.5 cm</b>
Space between Leg & Range (Side).....	<b>3/16" / 0.5 cm</b>
Space between Leg & Range (Front).....	<b>1 15/16" / 5 cm</b>
Space between Leg & Range (Back).....	<b>3/16" / 0.5 cm</b>



	DIMENSIONS	DESCRIPTION
1	13" (330 mm)	Maximum depth of top cabinet
2	18" (547 mm)	Minimum distance to bottom edge of top cabinet
3	35 1/2"-37" (901-940 mm)	Distance from the floor to cooktop surface
4	12"	Minimum distance from cooktop surface
A	35 7/16" (90 cm)	Width of cabinet opening
B	30" (762mm)	Minimum distance between the top of the cooking area and bottom of an unprotected combustible surface
C	35 7/16" (90 cm)	Width of the hood area
D	Approx. 10 13/16" (274mm)	Maximum connection with right and left
E	Approx. 4 15" (115mm)	Maximum connection height
F	Approx. 2 13/16" (72mm)	Maximum connection depth